

XPANDER



MITSUBISHI
MOTORS
Drive your Ambition

REIMAGINE
YOUR RIDE



REIMAGINE *STYLE*



The Mitsubishi Xpander's bolder and sportier exterior styling creates a strong yet active presence. T-shaped front and rear lighting motif makes the Xpander look wider and exude a stable impression.

DYNAMIC SHIELD CONCEPT



LED DAYTIME RUNNING LIGHTS



T-SHAPED HEADLAMPS



17" TWO-TONE ALLOY WHEELS





T-SHAPED TAIL LIGHTS

BUMPERS AND SKID PLATES

REIMAGINE SPACE



FRONT ARM REST WITH TISSUE HOLDER

DIGITAL CLIMATE CONTROL

The Mitsubishi Xpander's best-in-class interior space is improved by ergonomic dashboard design, soft-touch premium materials, and comfortable seats—further elevating the “omotenashi” experience.

SLEEK, SOFT-TOUCH DASHBOARD



VERSATILE CARGO SPACE



CONVENIENT CHARGING OUTLETS



STORAGE FOR WET ITEMS



STORAGE SPACES FOR ALL YOUR NEEDS





MULTIMEDIA ENTERTAINMENT SYSTEM

Features Apple CarPlay and Android Auto compatibility. 7-inch display screen offers superior visibility.

STEERING WHEEL W/ TILT & TELESCOPIC ADJUSTMENT



ELECTRIC PARKING BRAKE (EPB)



The EPB automatically sets required brake clamping force depending on vehicle inclination while its Brake Auto Hold function does not require depressing the brake pedal.

REIMAGINE *CAPABILITY*



With a fuel-efficient engine, upgraded suspension, and best-in-class ground clearance, the Mitsubishi Xpander packs the essentials, and more, in a streamlined package.

TRIED AND TESTED 1.5L DOHC MIVEC ENGINE



UPGRADED SUSPENSION FOR A MORE COMFORTABLE RIDE



**19.32 KM / LITER
FUEL EFFICIENCY (GLS A/T)**



**BEST-IN-CLASS 225 mm
GROUND CLEARANCE**

TIGHTER 5.2m MINIMUM TURNING RADIUS



REIMAGINE SAFETY



DRIVER AND PASSENGER SRS AIRBAGS

Keep every drive safe for you
and your passengers
with safety systems that
provide utmost confidence,
day in and day out.



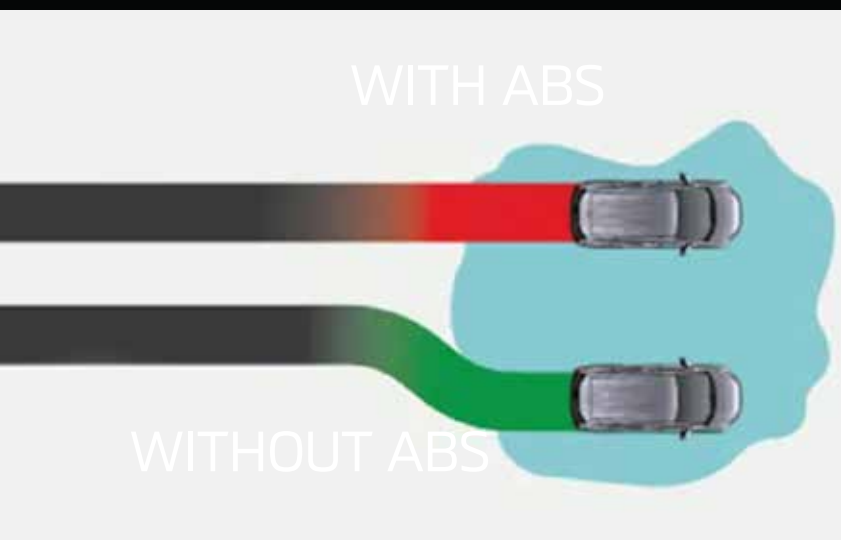
HILL START ASSIST (HSA)

HSA allows drivers to switch from brake to accelerator on steep slopes without rolling backward.




EMERGENCY STOP SIGNAL SYSTEM

The Emergency Stop Signal warns vehicles behind and aroundd you during abrupt hard braking by automatically flashing the hazard lights.



ANTI-LOCK BRAKING SYSTEM (ABS) W/ ELECTRONIC BRAKEFORCE DISTRIBUTION (EBD)

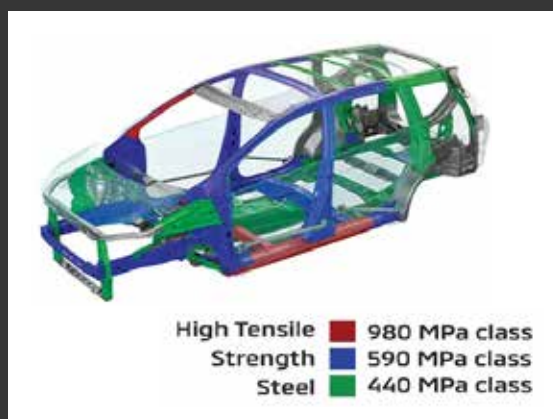
The Anti-lock Brake System maintains steering control for the driver during emergency braking.



ACTIVE STABILITY CONTROL (ASC) AND TRACTION CONTROL (TCL)

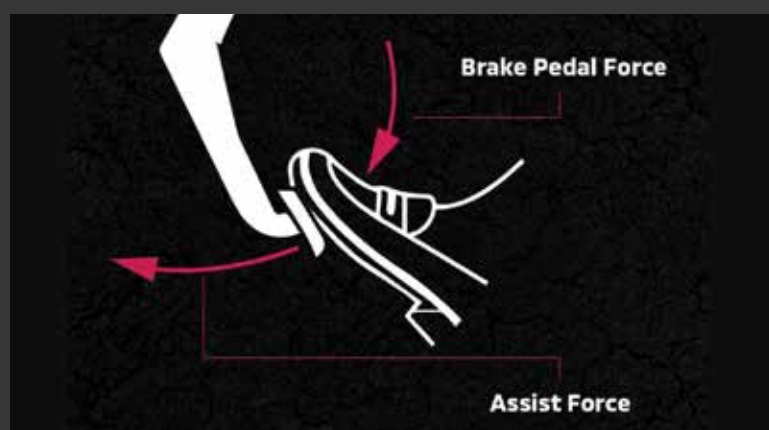
Stabilizes the vehicle during adverse conditions and emergency maneuvers by applying brake force to the wheels, while adjusting engine output in response.

RISE BODY



In the event of a collision, the Reinforced Impact Safety Evolution (RISE) body of the Xpander effectively absorbs energy and maintains high cabin integrity.

BRAKE ASSIST (BA)



REAR CAMERA



GENERAL SPECIFICATIONS				
DIMENSIONS		GLS A/T	GLX A/T	GLX M/T
Overall Length	mm	4,595		
Overall Width	mm	1,750		
Overall Height	mm	1,750		
Wheelbase	mm	2,775		
Min. Ground Clearance	mm	225		
Gross Vehicle Weight	kg	1,840		
Curb Weight	kg	1,260	1,255	
Min. Turning Radius	m	5.2		
Seating Capacity	pax	7		
ENGINE				
Model and Type		1.5-L 4 In-Line DOHC 16 Valve MIVEC Gasoline (4A91) Euro-4		
Engine Push Start System		Equipped	Not Equipped	
Displacement	cc	1,499		
Bore and Stroke	mm	75 x 84.8		
Compression Ratio		10:1		
Max. Power		104.5 / 6,000 Ps/rpm		
Max. Torque		141 / 4,000 Nm/rpm		
Fuel System		ECI-MULTI (Electronic Controlled Injection - Multi-point Injection)		
Fuel Tank Capacity	L	45		
TRANSMISSION				
Type		4-speed Automatic		5-speed Manual
SUSPENSION				
Front		MacPherson Strut Coil Spring with Stabilizer		
Rear		Torsion Beam		
BRAKES				
Front		Disc		
Rear		Drum		
Vacuum Brake Booster		Master Vacuum		
Anti-Lock Braking System (ABS)		Equipped		
Electronic Brakeforce Distribution (EBD)		Equipped		
Brake Assist		Equipped	Not Equipped	
TIRES AND WHEELS				
Front		05/55 R17		
Rear		17 x 6.5J Two-tone Alloy		

STEERING		
Gear Type	Rack and Pinion	
Power Steering	Equipped (Electronic-Type)	
Steering Wheel	3-spoke Leather-Wrapped	3-spoke Urethane
Steering Wheel Audio Remote	Equipped	
Tilt Steering	Equipped	
Telescopic Steering	Equipped	
Cruise Control	Equipped	

MULTIMEDIA SYSTEM		
Stereo	7" Smart Phone Link Display Audio (SDA) Touchscreen with Apple CarPlay and Android Auto, Bluetooth, Tuner and USB port	
Speakers	6 Speakers w/ 2 Tweeters	4 Speakers

SAFETY		
SRS Airbags	Driver and Front Passenger	
Seatbelts	Front	3 pt. ELR with Pretensioner
	2nd Row	3 pt. ELR x 3
	3rd Row	3 pt. ELR x 2
ISO-Fix	Equipped	
Tether Anchors	Equipped	
Active Stability Control	Equipped	Not Equipped
Traction Control	Equipped	Not Equipped
Hill Start Assist (HSA)	Equipped	Not Equipped

INTERIOR		
Instrument Meter Cluster	White-Lit High Contrast Instrument Meter Display	White-Lit
Seat Under Tray (Front Passenger Seat)	Equipped	Not Equipped
Electronic Parking Brake (EPB)	Equipped	Not Equipped
Rear Cargo Box Storage	Equipped	

EXTERIOR		
Headlamps	LED-Type	Multi Reflector Halogen
Tail Lamps	LED-Type	
Rear Spoiler	Equipped	

MISCELLANEOUS		
Reverse Camera	Equipped	
12V Accessory Socket	Equipped x 2 (1st & 3rd Row) Type A & Type C (2nd Row)	Equipped x 2 (1st & 3rd Row)

VEHICLE COLORS



Blade Silver Metallic



Graphite Gray Metallic



Quartz White Pearl (GLS)



Red Metallic (GLS)



Jet Black Mica (GLX)

